

COMMERCIAL

S E R I E S



S-24
SN-24



"America's Door"



Mid-America Door®

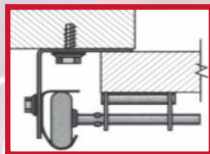
MIDAMERICADOOR.COM

COMMERCIAL

S24-SN24 SERIES

STANDARDS

Reverse Angle: Door overlaps jamb approximately 1" against continuous angle of track support system (angle foot toward door). May be used with wood or steel jambs. The door closes against the base flange of the continuous angle.



Bracket Mounted Track: Use with wood jambs. Door closes against top molding.



General: Doors will be Series S-24 or SN-24, as manufactured by Mid-America Door Company.

Related Work: Opening preparation, miscellaneous or structural metal work, access panels, finish or field painting, are in the Scope of Work of other trades.

Door Sections: Sections will be 25 gauge (SN-24 series) or 24 gauge (S-24 series) steel and have a nominal 2" thickness. Sections will have a tongue and groove meeting rail to provide a weather tight seal between sections. Center and end stiles will be 18 gauge steel, formed, fastened and bonded as integral structures of the section.

Track: Galvanized steel track systems are 2" or 3" depending upon door size and will be bracket or angle mounted, depending upon application.

Hardware: Hinges and brackets to be made from galvanized steel. Each roller has ten hardened 1/4" steel balls per roller (2" on S-24 series), or adequate for design requirements.

Spring Counterbalance: Springs shall be oil tempered, helical wound and stress relieved torsion type. Springs shall be mounted on a continuous cross header steel shaft supported by bearing brackets. Long life springs of 25-50-100 thousand cycles may be specified and are recommended for high usage doors. Cables are 7 x 19 strand galvanized aircraft type with a minimum safety factor of 8 to 1.

Finish: Paint will be baked-on polyester coating.

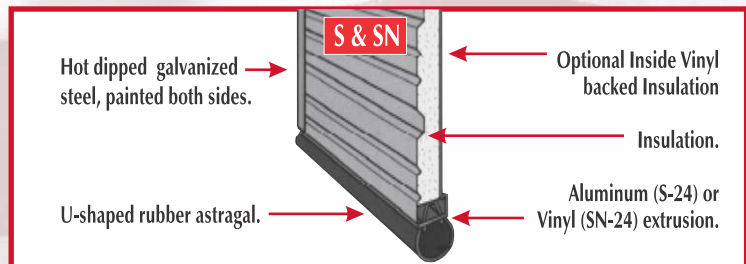
Weather-Strip: Bottom rail of section to include U-shaped vinyl astragal held in place by retainer to provide additional reinforcement. Additional weather-stripping available for full width of header and jambs, assisting in preventing air infiltration.

Lock: Lock will be interior mount slide lock. (Optional cylinder lock available.)

Vision Sections: 6 x 24 or 12 x 24 black vinyl frame lites can be provided in either single or double glaze. (White frames available by special order.) Also available with full view sections.

Insulation: Insulation may be specified for both the S-24 and SN-24 series. Door sections shall be furnished with minimum 1 1/2" thick polystyrene insulation. Vinyl backed.

Energy Saving Insulation

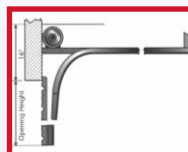


Steel Door Panel & Selection Schedule

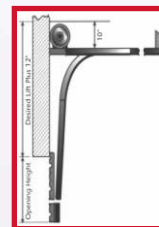
Panels Wide		Sections High	
Width	No. of Interior Stiles S series	Height	Number of Sections
Thru 9' 2"	2	Thru 8'	4
9' 3" - 12' 2"	3	8' 3" - 10' 0"	5
12' 3" - 16' 2"	4	10' 3" - 12' 0"	6
16' 3" - 20' 2"	5	12' 3" - 14' 0"	7
20' 3" - 24' 2"	6	14' 3" - 16' 0"	8

Clearance & Mounting Requirements

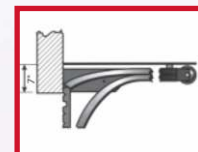
	Clear Headroom		Sideroom		Depth Into Room		Depth Into Room	
	2" Track	3" Track	2" Track	3" Track	2 & 3" Track		2" Track	3" Track
Standard Lift Manual 12"	12 1/2"	21"	4 1/2"	5 1/2"	Door Height + 18"		Door Height + 13 1/2"	Door Height + 15 1/2"
Standard Lift Motor Operated	19"	22 1/2"			Door Height + 66"			
Standard Lift Manual 15"	16 1/2"	21"	4 1/2"	5 1/2"	Door Height + 18"		Door Height + 13 1/2"	Door Height + 15 1/2"
Standard Lift Motor Operated	19"	22 1/2"			Door Height + 66"			
High Lift Manual	High Lift + 12"		4 1/2"	5 1/2"	Door Height Less Lift + 30"		Door Height + Lift + 6 1/2"	Door Height + Lift + 7 1/2"
High Lift Motor Operated	High Lift + 12"		24" One Side		Door Height Less Lift + 30"			
Vertical Lift Manual	Door Height + 18"		4 1/2"	5 1/2"	18"		Double Door Height + 2"	
Vertical Lift Motor Operated			24" One Side		18"			
Low Headroom Manual	2" Track				3" Track			
	Drum	Front Torsion	Rear Torsion		Drum	Front Torsion	Rear Torsion	
Headroom Requirements (Add 4" for Operator)	4 - 8	11"	6"		4 - 8	12"	8"	
	4 - 12	11"	6"		4 - 12	12"	8"	
	5 - 18	13"	8"		5 - 18	14"	10"	
	800 - 32	16"	11"		800 - 32	17"	13"	



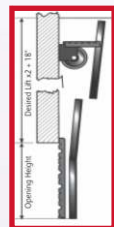
Standard Headroom



High Lift



Low Headroom



Vertical Lift

"America's Door"



Mid-America Door®

MidAmericaDoor.com - 1001 West Hartford - Ponca City, OK 74601 - (800) 364-3667

