

AMERICAN SERIES



 **IDA**
International Door Association
Enhancing the Value and Professionalism
of Door & Access Systems Dealers

 **DASMA**
Member
Door & Access Systems
Manufacturers Association
International

America's Door.  **Mid-America Door®**

MIDAMERICADOOR.COM

150 & 250 SERIES

Mid-America's "American Series of garage doors is the perfect addition to any home for that extra curb appeal and custom look of doors from days gone by.

The "American Series 250" offers premium door sections with a solid polystyrene core, pressure-bonded between two sheets of steel. The 250 Series provides exceptional strength, durability, insulation value and quiet operation. Custom wood moldings bonded to the embossed face combine to give the look of a classical wood carriage house door, but with the easy maintenance, durability and affordability of steel.

STANDARDS - 150 & 250 SERIES

- Flush embossed hot dipped galvanized pre-painted steel with bonded wood grained molding outside on flush wood grained exterior (150 & 250) with flush white stucco grained interior (250 Series), or vinyl back over polystyrene interior (150 Series).
- All steel construction including interior stiles and end stiles for maximum structural support.
- Heavy aluminum bottom retainer for extra strength for (250 Series), and (150 Series) with commercial grade vinyl retainer with thick vinyl weather strip runs the entire width of the bottom to conform with the floor and seal out the elements.
- Rugged hot dipped galvanized tracks, brackets, wide body hinges, and full steel ball bearing rollers. Torsion springs deliver years of trouble-free performance and continuous opening and closings.
- Backed by a limited lifetime warranty against splitting, cracking, and rust through.
- Wood moldings and overlays must be painted with 100% acrylic latex paint to seal primed overlays within 60 days of installation. Door sections can also be painted if desired with acrylic latex. DO NOT use oil based paint.

Standard Heights 6'6", 7'0", 7'6", 8'0"

Door Width 8' 9' 10' 12' 14' 15' 16' 18' 20'



America's Door.
Mid-America Door®

1001 West Hartford Ponca City, OK 74601 (800) 364-3667
MidAmericaDoor.com



The "American Series 150" offers true value and gives you the same exterior look as the 250 series, but instead of a steel back, the 150 utilizes polystyrene insulation covered with a vinyl back, giving you a more economical choice.

Choose from several standard classic designs, optional custom window treatments and exterior hardware options, or have us create your own special design!

WINDOWS



Sherwood (available in 2 or 4 panels)



Ruston (available in 2 or 4 panels)



Williamsburg (available in 2 or 4 panels)



Waterton (available in 2 or 4 panels)



Williamsburg (only available in 4 panels)



Cathedral (available in 2 or 4 panels)



Stockbridge (available in 2 or 4 panels)




10-Pane Stockton (available in 2 or 4 panels)

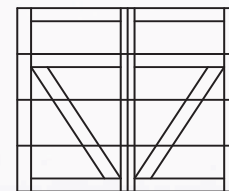


Stockford (available in 2 or 4 panels)

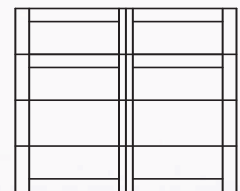
SINGLE DOOR MODELS



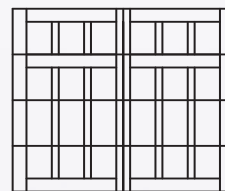
Model A



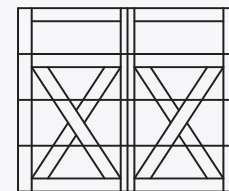
Model B



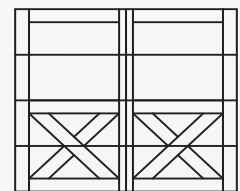
Model C



Model D



Model E



Model F

AVAILABLE HARDWARE



Steel Strap Hinge
(available in 18" 24" or 30")



Steel Heritage Hinge
(available in 18" 24" or 30")



Hammered Iron Hinge
(available in 18" 24" or 30")



Strap (available in 24" or 30")



Iron Stud with Screw



Hammered Iron Stud



Heritage (available in 24" or 30")



Steel Handle



Hammered Iron Handle



Carriage Handle